

Signify Classified - Internal
Cooper Lighting Solutions Photometric Lab
1121 Highway 74 South
Peachtree City, GA 30269



Scaled data based on original data using
LM-79-08 Approved Method: Electrical and Photometric Measurements of Solid-
State Lighting Products

Test Report Prepared for
Cooper Lighting Solutions
(formerly Eaton)

Brand: STREETWORKS

Report Number: P868031

Luminaire Tested: **MEM2-HSN-SA-40-727-U-T3**

Issue Date: 08/21/2024



Test Information

Test Method: LM-79-08
Report Number: P868031
Test Lab: INNOVATION CENTER(G3)
Issue Date: 08/21/2024
Manufacturer: COOPER LIGHTING SOLUTIONS (FORMERLY EATON)
Product Line: STREETWORKS
Catalog Number: MEM2-HSN-SA-40-727-U-T3
Description: EPIC MODERN SHORT HOUSING DISCRETE LED ARRAYS 40W 70CRI 2700K
FIXTURE w/ TYPE III DISTRIBUTION OPTIC
Light Source: (10) 2700K CCT, 70 CRI LEDS
Ballast/Driver: ELECTRONIC DRIVER

Summary

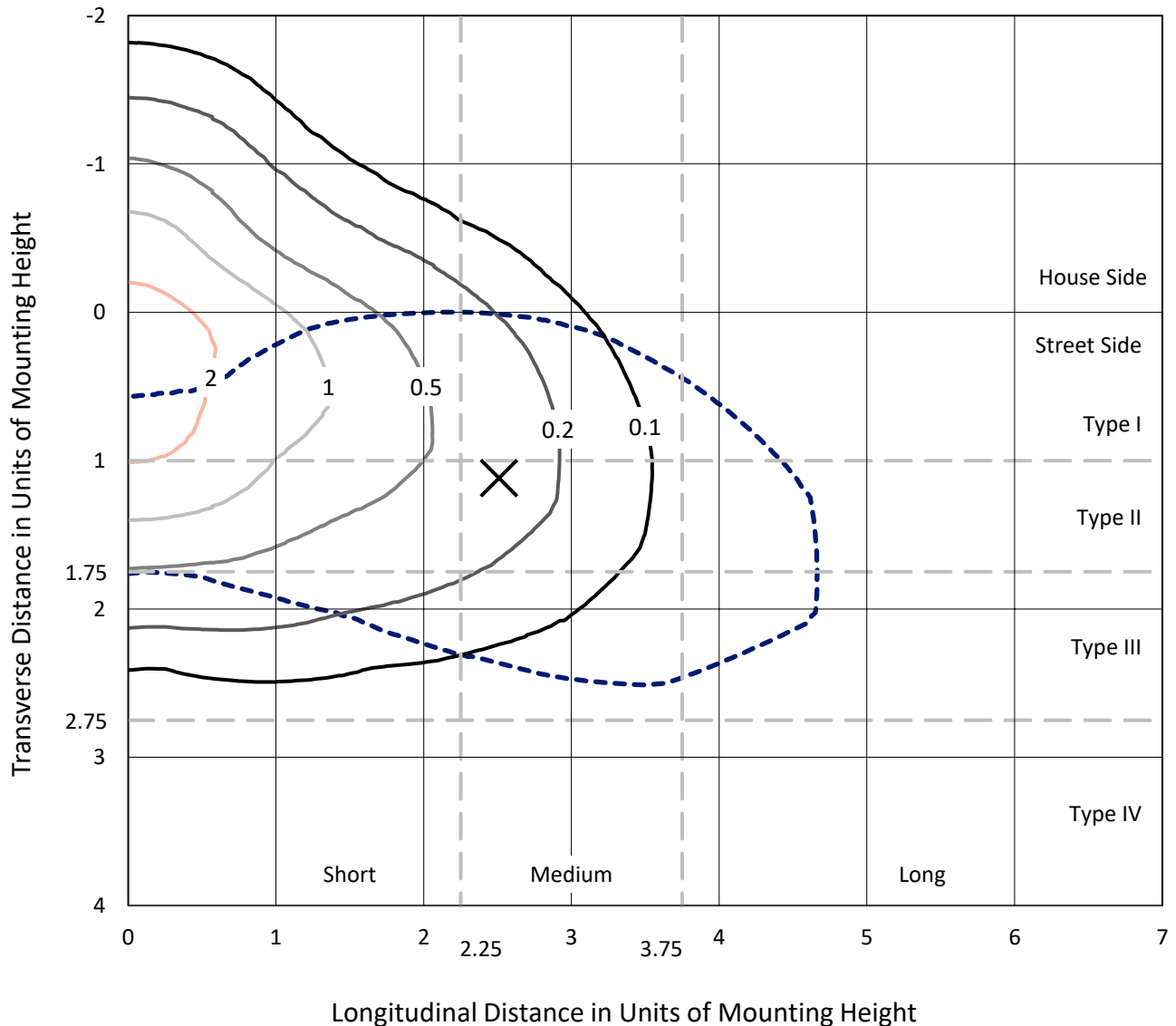
Lumens per Lamp: N/A
Luminaire Lumens: 5793.9 lumens
Efficiency: N/A
Efficacy: 131.7 lumens/watt
Luminous Opening: Rectangular (W 0.33' x L: 0.33' x H: 0')
IES Classification: Type III - Medium
BUG Rating: B1 - U0 - G1

Input Watts (W): 44
Input Voltage (V): 120
Input Current (A_{in}): NR
Voltage Rise (V): NR
Power Factor: 0.99
Total Harmonic Distortion (THDi): 6.91%
Frequency (hertz): 60
Stabilization Time: NR
Operation Time: NR
Ambient Temperature (°C): NR
Test Distance: 24 FT

REPORT NUMBER: P868031
 CATALOG NUMBER: MEM2-HSN-SA-40-727-U-T3

Iso-Footcandle Lines of Horizontal Illumination

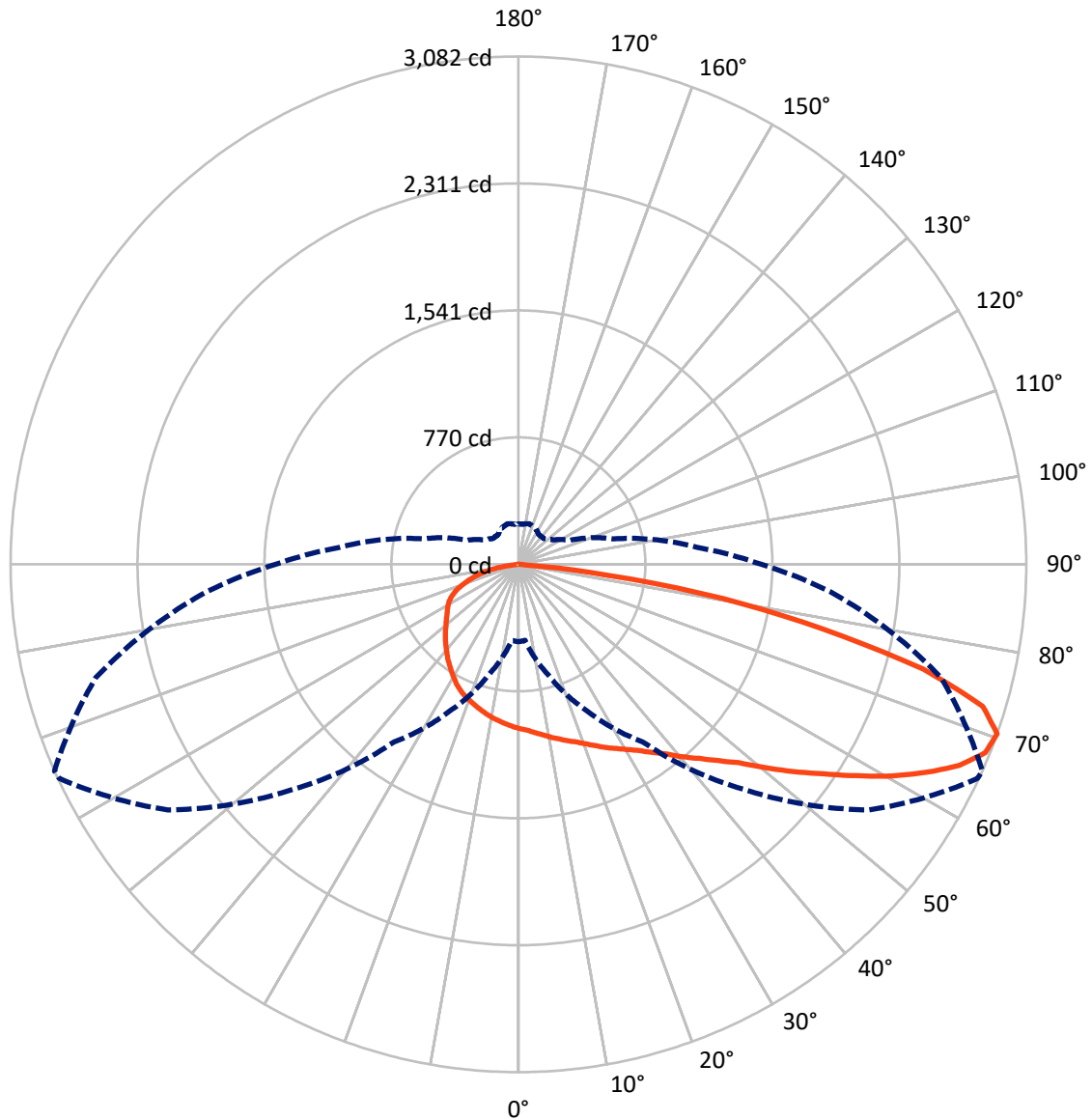
× Max cd
 - - - 1/2 Max cd



Based on 20 foot mounting height. Maximum calculated value = 2.7 fc
 Type III - Medium - N/A

REPORT NUMBER: P868031
CATALOG NUMBER: MEM2-HSN-SA-40-727-U-T3

Luminous Intensity Polar Plot



— Vertical Plane Through 66-Deg Lateral - - - Horizontal Cone Through 70-Deg Vertical

REPORT NUMBER: P868031
 CATALOG NUMBER: MEM2-HSN-SA-40-727-U-T3

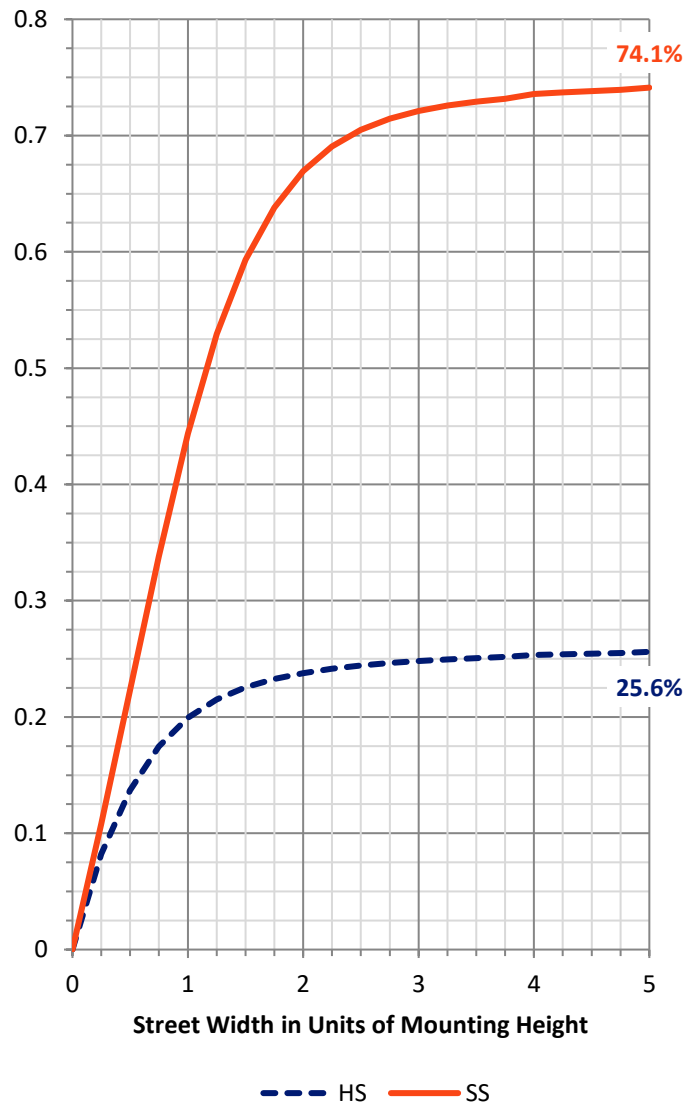
FLUX DISTRIBUTION:

		Downward	Upward	Total
House Side	Lumens	1493.1	0.0	1493.1
	% Fixture	25.8	0.0	25.8
Street Side	Lumens	4300.8	0.0	4300.8
	% Fixture	74.2	0.0	74.2
Total	Lumens	5793.9	0.0	5793.9
	% Fixture	100.0	0.0	100.0

Coefficient of Utilization

ZONAL LUMENS:

Zone	Lumens	% Fixture
0°-10°	95.4	1.6
10°-20°	284.2	4.9
20°-30°	477.3	8.2
30°-40°	719.1	12.4
40°-50°	976.2	16.8
50°-60°	1160.1	20.0
60°-70°	1183.9	20.4
70°-80°	791.9	13.7
80°-90°	105.9	1.8
90°-100°	0.0	0.0
100°-110°	0.0	0.0
110°-120°	0.0	0.0
120°-130°	0.0	0.0
130°-140°	0.0	0.0
140°-150°	0.0	0.0
150°-160°	0.0	0.0
160°-170°	0.0	0.0
170°-180°	0.0	0.0
0°-90°	5793.9	100.0
0°-180°	5793.9	100.0



REPORT NUMBER: P868031

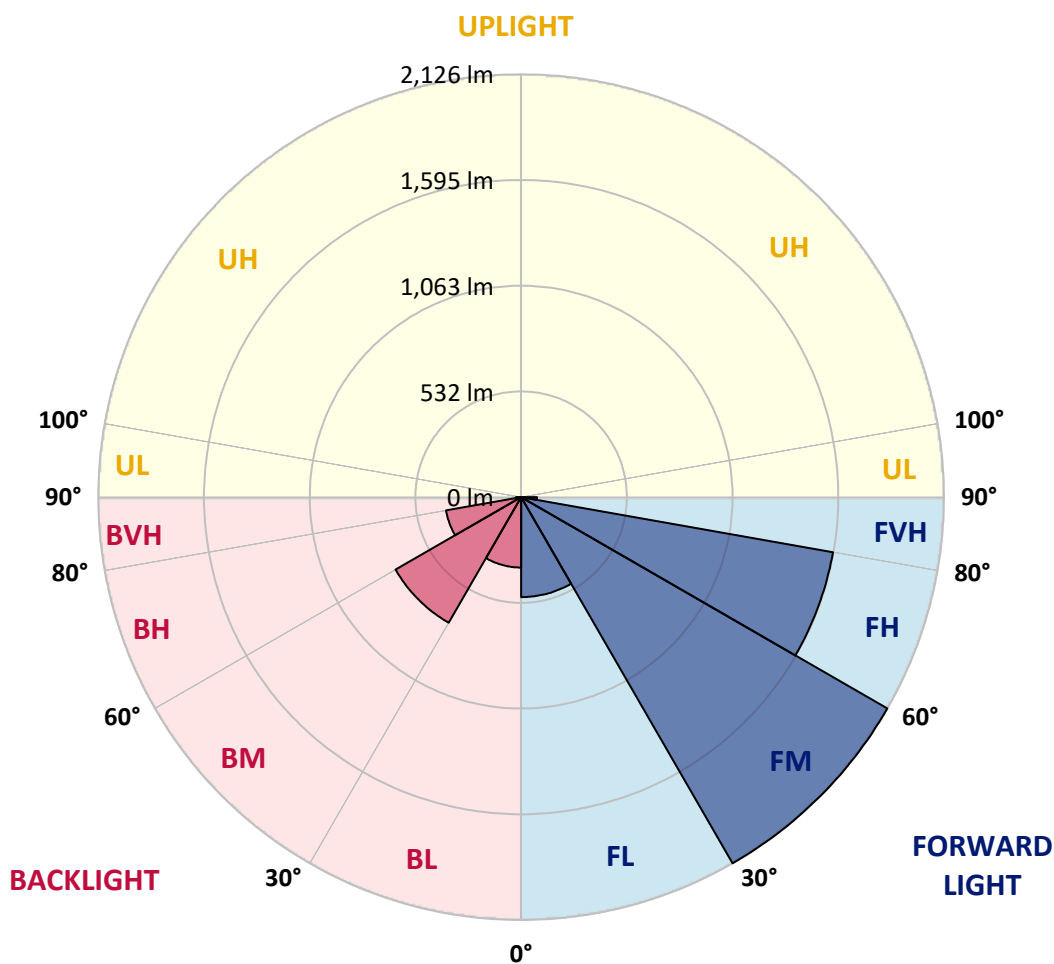
CATALOG NUMBER: MEM2-HSN-SA-40-727-U-T3

LUMINAIRE CLASSIFICATION SYSTEM LUMEN TABLE AND BUG RATING:

Zone	Lumens	% Fixture	Zone Rating/Lumen Limit		
			B	U	G
FL (0°-30°)	502.8	8.7			
FM (30°-60°)	2126.2	36.7			
FH (60°-80°)	1592.4	27.5			G1/1800
FVH (80°-90°)	79.3	1.4			G1/100
BL (0°-30°)	354.0	6.1	B1/500		
BM (30°-60°)	729.1	12.6	B1/1000		
BH (60°-80°)	383.4	6.6	B1/500		G1/500
BVH (80°-90°)	26.6	0.5			G1/100
UL (90°-100°)	0.0	0.0		U0/0	
UH (100°-180°)	0.0	0.0		U0/0	

BUG Rating: B1-U0-G1

Type III Medium





REPORT NUMBER: P868031

CATALOG NUMBER: MEM2-HSN-SA-40-727-U-T3

CANDELA DISTRIBUTION (FULL):

	0°	5°	15°	25°	35°	45°	55°	65°	66°	75°	85°
0°	996.9	996.9	996.9	996.9	996.9	996.9	996.9	996.9	996.9	996.9	996.9
2.5°	1032.6	1027.9	1024.5	1026.8	1019.9	1022.2	1014.1	1008.4	1007.2	1004.9	1002.6
5°	1064.8	1064.8	1059.0	1059.0	1051.0	1049.8	1038.3	1025.6	1025.6	1017.6	1008.4
7.5°	1099.3	1097.0	1090.1	1089.0	1079.7	1077.4	1064.8	1045.2	1044.1	1029.1	1015.3
10°	1123.5	1124.6	1120.0	1120.0	1113.1	1107.4	1089.0	1068.2	1065.9	1046.4	1024.5
12.5°	1141.9	1144.2	1143.1	1143.1	1137.3	1137.3	1116.6	1089.0	1086.7	1061.3	1030.3
15°	1161.5	1160.3	1163.8	1164.9	1162.6	1159.2	1144.2	1112.0	1110.8	1077.4	1038.3
17.5°	1178.7	1177.6	1178.7	1184.5	1185.7	1185.7	1170.7	1137.3	1132.7	1097.0	1045.2
20°	1189.1	1191.4	1196.0	1202.9	1206.4	1215.6	1202.9	1167.2	1162.6	1117.7	1060.2
22.5°	1228.2	1221.3	1224.8	1229.4	1234.0	1246.7	1235.1	1198.3	1194.9	1148.8	1077.4
25°	1295.0	1295.0	1286.9	1278.9	1273.1	1278.9	1269.7	1234.0	1231.7	1176.4	1097.0
27.5°	1411.3	1411.3	1394.0	1364.1	1326.1	1315.7	1308.8	1272.0	1265.1	1206.4	1109.7
30°	1558.6	1563.2	1532.1	1481.5	1411.3	1365.2	1348.0	1307.7	1304.2	1236.3	1129.2
32.5°	1716.3	1725.5	1702.5	1628.8	1513.7	1423.9	1396.3	1354.9	1346.8	1272.0	1154.6
35°	1857.9	1867.1	1836.0	1767.0	1619.6	1509.1	1453.9	1406.7	1402.1	1318.0	1192.6
37.5°	1973.0	1975.3	1955.7	1871.7	1708.3	1580.5	1525.2	1468.8	1459.6	1373.3	1232.8
40°	2095.0	2104.2	2084.7	1981.1	1788.8	1657.6	1596.6	1543.6	1535.6	1430.8	1270.8
42.5°	2222.8	2221.7	2221.7	2075.5	1869.4	1722.1	1673.7	1615.0	1610.4	1489.5	1312.3
45°	2301.1	2305.7	2293.0	2131.9	1988.0	1788.8	1748.5	1706.0	1697.9	1571.3	1366.4
47.5°	2320.7	2310.3	2252.7	2175.6	2121.5	1857.9	1842.9	1817.6	1799.2	1661.1	1433.1
50°	2294.2	2278.1	2244.7	2195.2	2171.0	1940.8	1938.5	1951.1	1938.5	1770.4	1510.3
52.5°	2195.2	2192.9	2187.1	2198.6	2159.5	2006.4	2046.7	2090.4	2088.1	1882.1	1590.8
55°	1986.8	2001.8	2070.9	2143.4	2115.8	2051.3	2167.6	2251.6	2242.4	2013.3	1673.7
57.5°	1773.9	1788.8	1877.5	2050.1	2073.2	2099.6	2303.4	2434.6	2419.6	2156.0	1749.7
60°	1588.5	1572.4	1661.1	1909.7	2013.3	2143.4	2438.1	2619.9	2607.3	2298.8	1828.0
62.5°	1295.0	1311.1	1452.7	1704.8	1929.3	2171.0	2548.6	2788.0	2779.9	2430.0	1891.3
65°	1024.5	1002.6	1215.6	1489.5	1784.2	2161.8	2644.1	2945.7	2940.0	2558.9	1939.6
67.5°	696.4	681.5	962.3	1275.4	1587.4	2088.1	2666.0	3051.6	3053.9	2634.9	1952.3
70°	469.7	462.7	691.8	980.8	1314.6	1929.3	2598.1	3073.5	3081.5	2654.5	1895.9
72.5°	346.5	345.3	506.5	699.9	978.4	1628.8	2412.7	2930.7	2945.7	2516.3	1730.1
75°	272.8	276.3	361.5	497.3	652.7	1205.2	2029.4	2512.9	2535.9	2173.3	1436.6
77.5°	223.3	223.3	253.2	356.8	436.3	748.2	1459.6	1839.5	1885.5	1677.2	1106.2
80°	180.7	184.2	187.6	248.6	288.9	427.1	849.5	1227.1	1260.5	1168.4	798.9
82.5°	99.0	105.9	102.4	128.9	145.0	198.0	337.3	496.1	546.8	486.9	362.6
85°	6.9	4.6	8.1	10.4	12.7	19.6	26.5	36.8	34.5	49.5	25.3
87.5°	1.2	1.2	1.2	2.3	2.3	3.5	4.6	4.6	4.6	4.6	4.6
90°	0.0	0.0	0.0	0.0	0.0	0.0	0.0	0.0	0.0	0.0	0.0



REPORT NUMBER: P868031

CATALOG NUMBER: MEM2-HSN-SA-40-727-U-T3

CANDELA DISTRIBUTION (continued):

	90°	95°	105°	115°	125°	135°	145°	155°	165°	175°	180°
0°	996.9	996.9	996.9	996.9	996.9	996.9	996.9	996.9	996.9	996.9	996.9
2.5°	1001.5	995.7	986.5	984.2	980.8	976.1	971.5	964.6	962.3	964.6	966.9
5°	1002.6	994.6	979.6	970.4	961.2	953.1	943.9	934.7	929.0	930.1	934.7
7.5°	1006.1	994.6	971.5	956.6	941.6	929.0	914.0	903.6	896.7	897.9	901.3
10°	1010.7	994.6	966.9	941.6	920.9	902.5	887.5	874.8	867.9	866.8	867.9
12.5°	1011.8	993.4	956.6	925.5	900.2	876.0	859.9	848.4	841.5	838.0	840.3
15°	1015.3	990.0	946.2	908.2	877.2	851.8	832.3	818.4	813.8	811.5	810.4
17.5°	1019.9	988.8	937.0	891.0	854.1	825.4	808.1	794.3	788.5	786.2	788.5
20°	1026.8	990.0	926.6	873.7	833.4	804.6	785.1	771.2	766.6	765.5	764.3
22.5°	1036.0	992.3	918.6	857.6	810.4	781.6	762.0	752.8	749.4	750.5	750.5
25°	1045.2	994.6	907.1	835.7	786.2	756.3	742.5	735.6	737.9	742.5	742.5
27.5°	1053.3	993.4	891.0	812.7	757.4	729.8	719.4	720.6	726.4	734.4	735.6
30°	1063.6	993.4	873.7	783.9	725.2	698.7	696.4	705.6	714.8	722.9	722.9
32.5°	1079.7	1000.3	859.9	755.1	691.8	671.1	681.5	694.1	704.5	712.5	714.8
35°	1107.4	1015.3	850.7	726.4	659.6	644.6	664.2	684.9	691.8	697.6	698.7
37.5°	1133.9	1029.1	839.2	698.7	626.2	620.5	646.9	668.8	670.0	673.4	673.4
40°	1159.2	1039.5	824.2	668.8	594.0	594.0	625.1	643.5	641.2	637.7	638.9
42.5°	1186.8	1045.2	806.9	641.2	567.5	567.5	592.8	608.9	607.8	612.4	615.8
45°	1220.2	1056.7	783.9	615.8	539.9	535.3	556.0	569.8	587.1	607.8	613.5
47.5°	1266.2	1072.8	765.5	588.2	516.9	500.7	508.8	537.6	557.1	574.4	576.7
50°	1314.6	1095.9	749.4	559.4	489.2	460.4	467.4	499.6	511.1	518.0	521.5
52.5°	1366.4	1114.3	735.6	535.3	460.4	419.0	428.2	459.3	467.4	473.1	474.3
55°	1411.3	1129.2	718.3	512.2	429.4	379.9	391.4	421.3	429.4	436.3	436.3
57.5°	1458.5	1143.1	706.8	492.7	396.0	347.6	355.7	385.6	397.1	399.4	402.9
60°	1497.6	1155.7	696.4	474.3	364.9	318.9	324.6	351.1	364.9	366.1	368.4
62.5°	1525.2	1163.8	690.7	451.2	333.8	290.1	294.7	321.2	337.3	340.7	341.9
65°	1542.5	1168.4	680.3	421.3	307.3	265.9	265.9	292.4	308.5	316.6	318.9
67.5°	1534.4	1160.3	652.7	386.8	283.2	241.7	240.6	267.1	280.9	285.5	286.6
70°	1472.3	1113.1	596.3	344.2	257.9	219.9	217.6	241.7	254.4	244.0	245.2
72.5°	1345.7	1006.1	519.2	301.6	231.4	199.1	196.8	217.6	218.7	218.7	217.6
75°	1133.9	821.9	414.4	256.7	203.7	177.3	178.4	194.5	195.7	201.4	198.0
77.5°	869.1	608.9	323.5	204.9	172.7	157.7	163.5	169.2	177.3	185.3	177.3
80°	632.0	420.2	224.5	153.1	133.5	133.5	135.8	141.6	153.1	161.2	153.1
82.5°	270.5	185.3	103.6	76.0	65.6	64.5	65.6	65.6	80.6	82.9	72.5
85°	20.7	17.3	12.7	12.7	10.4	5.8	5.8	4.6	3.5	3.5	3.5
87.5°	4.6	3.5	3.5	3.5	2.3	2.3	2.3	2.3	2.3	2.3	2.3
90°	0.0	0.0	0.0	0.0	0.0	0.0	0.0	0.0	0.0	0.0	0.0

LM-79-2019: Approved Method: Electrical and Photometric Measurements of Solid-State Lighting Products

Report Prepared for

Cooper Lighting Solutions

Streetworks

Report Number: SP1-2407-157-3

Test Date: 08/07/2024

Luminaire Tested: MEM2-HTN-SA-30-727-U-5WQ-2

Data in this report applies to families of products including MEM2-HTN-SA-30-727-U-5WQ-2

Test Information

Test Method: LM-79-2019
 Report Number: SP1-2407-157-3
 Test Lab: COOPER LIGHTING SOLUTIONS
 Photometer: SP1 - 76IN SPHERE
 Measurement Geometry: 4π
 Issue Date: 08/20/2024
 Manufacturer: COOPER LIGHTING SOLUTIONS
 Product Line: Streetworks
 Catalog Number: **MEM2-HTN-SA-30-727-U-5WQ-2**
 Description: Epic Modern Light Square 30W 5WQ Optic and Flare Trim

Spectral Parameters

CCT (K): 2747
 CIE u': 0.2606
 CIE v': 0.5257
 Duv: -0.0005
 CIE x: 0.4552
 CIE y: 0.4082
 CIE z: 0.1366
 Peak Wavelength (nm): 597
 Dominant Wavelength (nm): 584
 Purity: 59.16856
 Rf: 75.5
 Rg: 93.6

CRI (Ra):	71.7		
R1:	68.1	R9:	-35.3
R2:	83.9	R10:	64.2
R3:	94.7	R11:	61.7
R4:	66.3	R12:	53.9
R5:	67.4	R13:	71.2
R6:	78.7	R14:	97.6
R7:	75.0	R15:	59.3
R8:	39.4		



Test Conditions

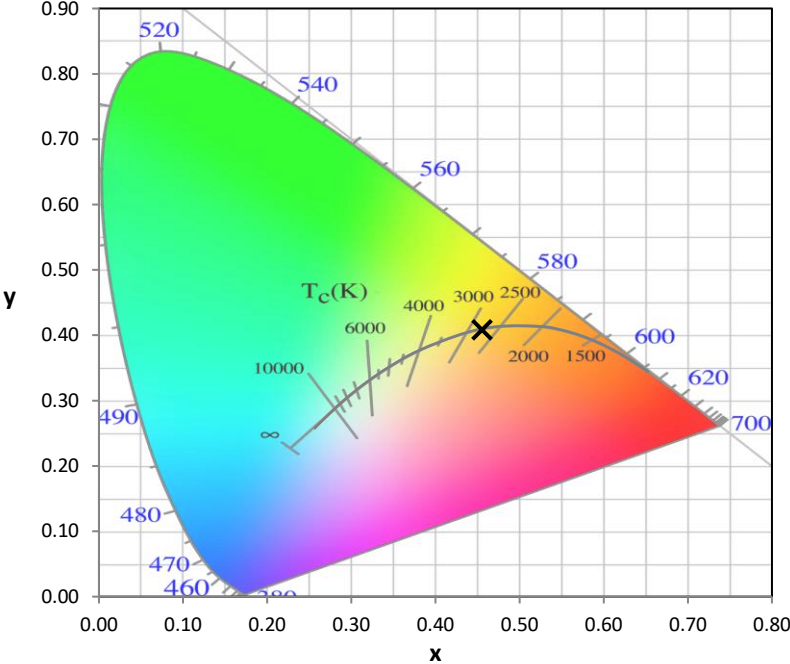
Stabilization Time: 22M
 Operation Time: 1H 22M
 Sphere Temperature (°C): 24.2

REPORT NUMBER: SP1-2407-157-3

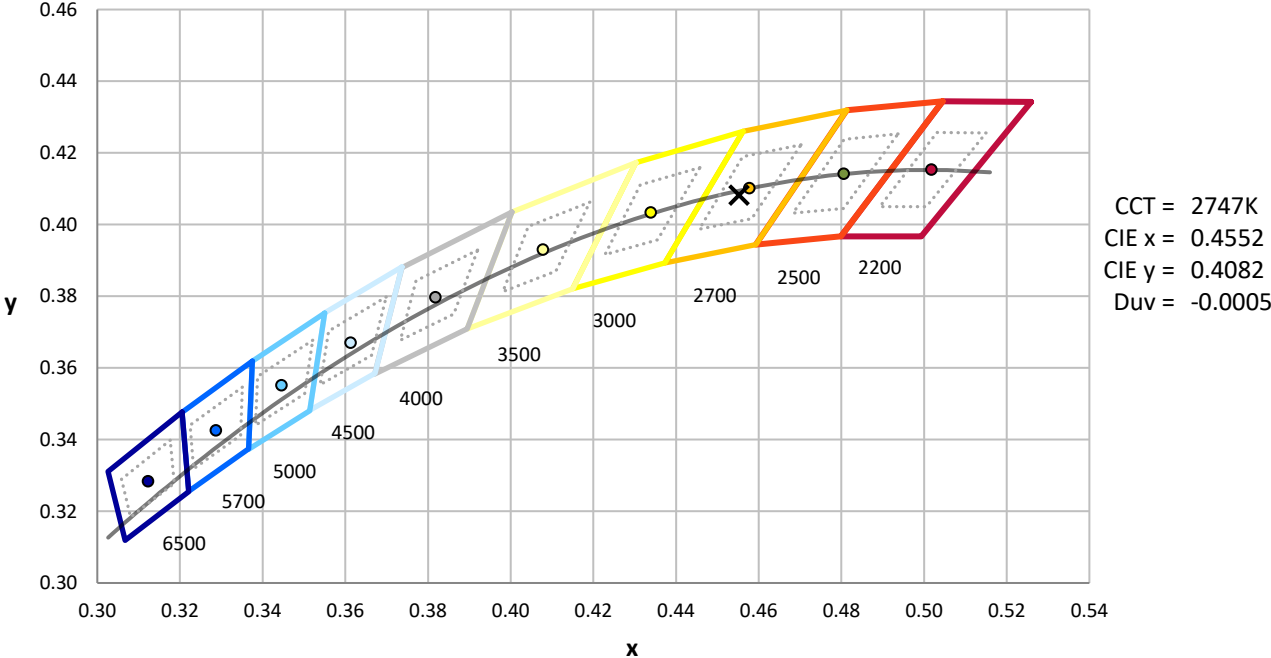
Measurement and Test Equipment			
Instrument	Identification Number	Calibration Date	Calibration Due Date
Photometer	IN0058	6/18/2024	12/18/2024
Power Meter	INXT2011004	2/8/2024	2/8/2025
AC Power Source	IN0063	10/24/2023	10/24/2024
DC Power Source	IN0208	10/24/2023	10/24/2024
Sphere Thermometer	IN0085	10/24/2023	10/24/2024
Room Thermometer	IN0046	10/24/2023	10/24/2024

REPORT NUMBER: SP1-2407-157-3

CIE 1931 Chromaticity Diagram



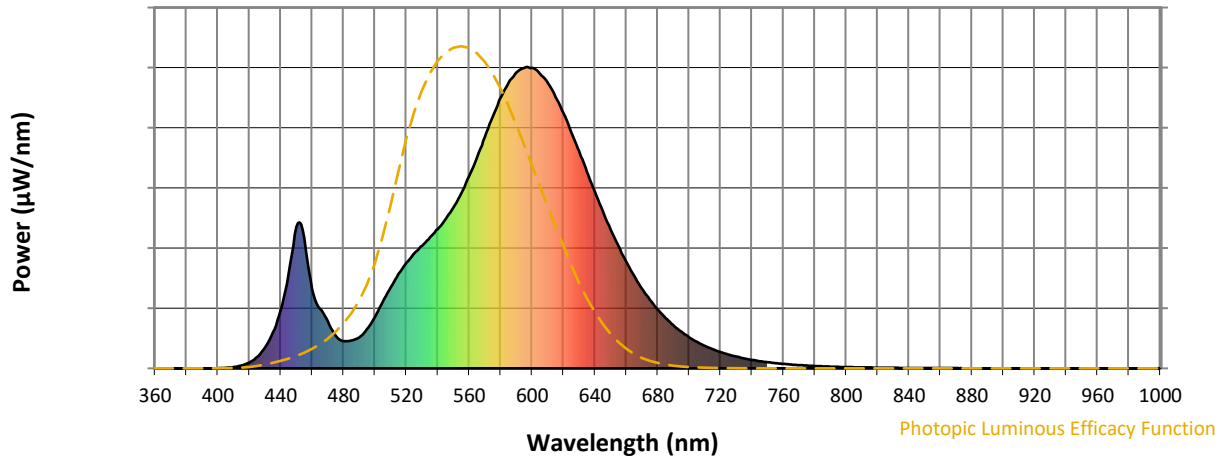
CIE 1931 Chromaticity Diagram with 2017 ANSI 7-Step and 4-Step Quadrangles



Point lies inside the ANSI 2700K 4-step quadrangle

REPORT NUMBER: SP1-2407-157-3

Photopic Flux vs. Wavelength



Photopic Lumens: NR

λ (nm)	Power W [^] /nm	Lumens (φ/nm)	λ (nm)	Power W [^] /nm	Lumens (φ/nm)	λ (nm)	Power W [^] /nm	Lumens (φ/nm)	λ (nm)	Power W [^] /nm	Lumens (φ/nm)	λ (nm)	Power W [^] /nm	Lumens (φ/nm)
360	0	NR	490	103	NR	620	846	NR	750	20	NR	880	0	NR
365	0	NR	495	130	NR	625	784	NR	755	17	NR	885	1	NR
370	0	NR	500	171	NR	630	720	NR	760	15	NR	890	0	NR
375	0	NR	505	221	NR	635	652	NR	765	13	NR	895	0	NR
380	0	NR	510	268	NR	640	587	NR	770	11	NR	900	0	NR
385	0	NR	515	313	NR	645	521	NR	775	9	NR	905	0	NR
390	0	NR	520	350	NR	650	461	NR	780	8	NR	910	0	NR
395	0	NR	525	381	NR	655	406	NR	785	7	NR	915	0	NR
400	0	NR	530	407	NR	660	353	NR	790	6	NR	920	0	NR
405	2	NR	535	435	NR	665	307	NR	795	5	NR	925	0	NR
410	4	NR	540	462	NR	670	264	NR	800	4	NR	930	0	NR
415	9	NR	545	496	NR	675	227	NR	805	4	NR	935	0	NR
420	20	NR	550	534	NR	680	196	NR	810	3	NR	940	0	NR
425	38	NR	555	582	NR	685	167	NR	815	3	NR	945	0	NR
430	69	NR	560	638	NR	690	144	NR	820	2	NR	950	0	NR
435	120	NR	565	700	NR	695	122	NR	825	2	NR	955	0	NR
440	193	NR	570	767	NR	700	103	NR	830	2	NR	960	0	NR
445	316	NR	575	836	NR	705	88	NR	835	2	NR	965	0	NR
450	469	NR	580	898	NR	710	74	NR	840	1	NR	970	0	NR
455	431	NR	585	947	NR	715	63	NR	845	1	NR	975	0	NR
460	264	NR	590	982	NR	720	54	NR	850	1	NR	980	0	NR
465	197	NR	595	997	NR	725	46	NR	855	1	NR	985	0	NR
470	155	NR	600	997	NR	730	39	NR	860	1	NR	990	0	NR
475	108	NR	605	978	NR	735	33	NR	865	1	NR	995	0	NR
480	90	NR	610	947	NR	740	28	NR	870	1	NR	1000	0	NR
485	92	NR	615	900	NR	745	24	NR	875	1	NR			

REPORT NUMBER: SP1-2407-157-3

Scotopic Flux vs. Wavelength



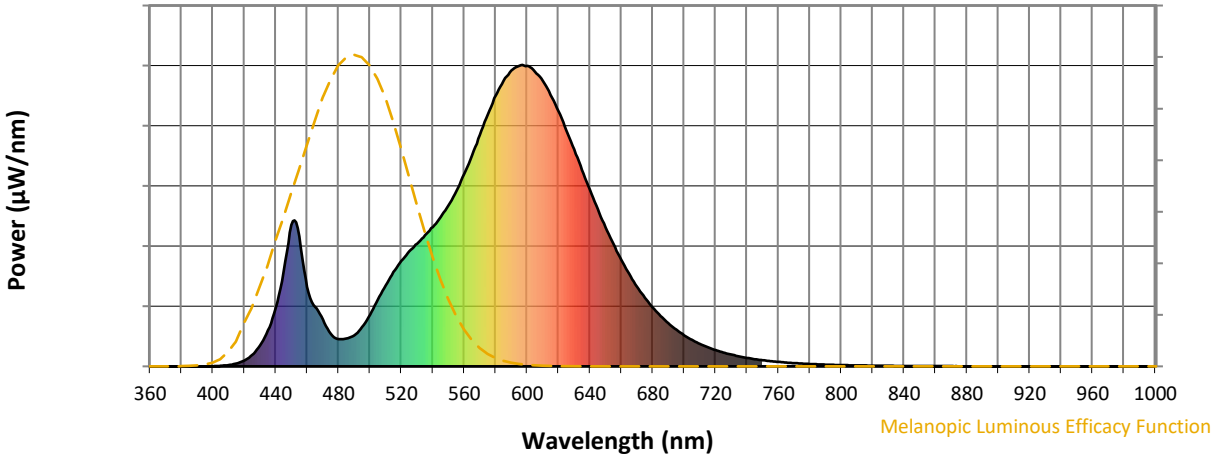
Scotopic Lumens: NR

S/P: 1.13

λ (nm)	Power W [^] /nm	Lumens (φ/nm)	λ (nm)	Power W [^] /nm	Lumens (φ/nm)	λ (nm)	Power W [^] /nm	Lumens (φ/nm)	λ (nm)	Power W [^] /nm	Lumens (φ/nm)	λ (nm)	Power W [^] /nm	Lumens (φ/nm)
360	0	NR	490	103	NR	620	846	NR	750	20	NR	880	0	NR
365	0	NR	495	130	NR	625	784	NR	755	17	NR	885	1	NR
370	0	NR	500	171	NR	630	720	NR	760	15	NR	890	0	NR
375	0	NR	505	221	NR	635	652	NR	765	13	NR	895	0	NR
380	0	NR	510	268	NR	640	587	NR	770	11	NR	900	0	NR
385	0	NR	515	313	NR	645	521	NR	775	9	NR	905	0	NR
390	0	NR	520	350	NR	650	461	NR	780	8	NR	910	0	NR
395	0	NR	525	381	NR	655	406	NR	785	7	NR	915	0	NR
400	0	NR	530	407	NR	660	353	NR	790	6	NR	920	0	NR
405	2	NR	535	435	NR	665	307	NR	795	5	NR	925	0	NR
410	4	NR	540	462	NR	670	264	NR	800	4	NR	930	0	NR
415	9	NR	545	496	NR	675	227	NR	805	4	NR	935	0	NR
420	20	NR	550	534	NR	680	196	NR	810	3	NR	940	0	NR
425	38	NR	555	582	NR	685	167	NR	815	3	NR	945	0	NR
430	69	NR	560	638	NR	690	144	NR	820	2	NR	950	0	NR
435	120	NR	565	700	NR	695	122	NR	825	2	NR	955	0	NR
440	193	NR	570	767	NR	700	103	NR	830	2	NR	960	0	NR
445	316	NR	575	836	NR	705	88	NR	835	2	NR	965	0	NR
450	469	NR	580	898	NR	710	74	NR	840	1	NR	970	0	NR
455	431	NR	585	947	NR	715	63	NR	845	1	NR	975	0	NR
460	264	NR	590	982	NR	720	54	NR	850	1	NR	980	0	NR
465	197	NR	595	997	NR	725	46	NR	855	1	NR	985	0	NR
470	155	NR	600	997	NR	730	39	NR	860	1	NR	990	0	NR
475	108	NR	605	978	NR	735	33	NR	865	1	NR	995	0	NR
480	90	NR	610	947	NR	740	28	NR	870	1	NR	1000	0	NR
485	92	NR	615	900	NR	745	24	NR	875	1	NR			

REPORT NUMBER: SP1-2407-157-3

Melanopic Flux vs. Wavelength



Melanopic Lumens: NR M/P: 2.04

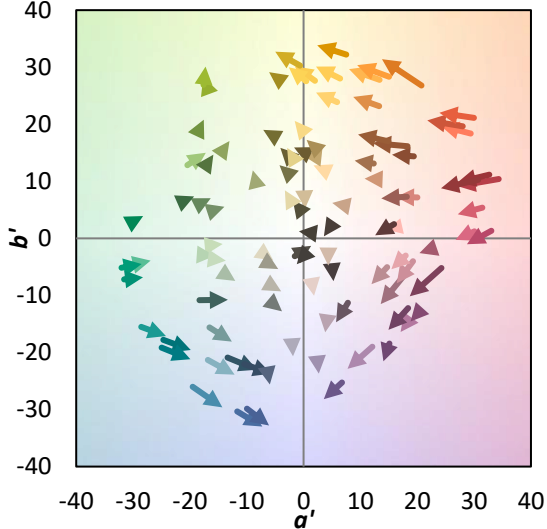
λ (nm)	Power W [^] /nm	Lumens (φ/nm)	λ (nm)	Power W [^] /nm	Lumens (φ/nm)	λ (nm)	Power W [^] /nm	Lumens (φ/nm)	λ (nm)	Power W [^] /nm	Lumens (φ/nm)	λ (nm)	Power W [^] /nm	Lumens (φ/nm)
360	0	NR	490	103	NR	620	846	NR	750	20	NR	880	0	NR
365	0	NR	495	130	NR	625	784	NR	755	17	NR	885	1	NR
370	0	NR	500	171	NR	630	720	NR	760	15	NR	890	0	NR
375	0	NR	505	221	NR	635	652	NR	765	13	NR	895	0	NR
380	0	NR	510	268	NR	640	587	NR	770	11	NR	900	0	NR
385	0	NR	515	313	NR	645	521	NR	775	9	NR	905	0	NR
390	0	NR	520	350	NR	650	461	NR	780	8	NR	910	0	NR
395	0	NR	525	381	NR	655	406	NR	785	7	NR	915	0	NR
400	0	NR	530	407	NR	660	353	NR	790	6	NR	920	0	NR
405	2	NR	535	435	NR	665	307	NR	795	5	NR	925	0	NR
410	4	NR	540	462	NR	670	264	NR	800	4	NR	930	0	NR
415	9	NR	545	496	NR	675	227	NR	805	4	NR	935	0	NR
420	20	NR	550	534	NR	680	196	NR	810	3	NR	940	0	NR
425	38	NR	555	582	NR	685	167	NR	815	3	NR	945	0	NR
430	69	NR	560	638	NR	690	144	NR	820	2	NR	950	0	NR
435	120	NR	565	700	NR	695	122	NR	825	2	NR	955	0	NR
440	193	NR	570	767	NR	700	103	NR	830	2	NR	960	0	NR
445	316	NR	575	836	NR	705	88	NR	835	2	NR	965	0	NR
450	469	NR	580	898	NR	710	74	NR	840	1	NR	970	0	NR
455	431	NR	585	947	NR	715	63	NR	845	1	NR	975	0	NR
460	264	NR	590	982	NR	720	54	NR	850	1	NR	980	0	NR
465	197	NR	595	997	NR	725	46	NR	855	1	NR	985	0	NR
470	155	NR	600	997	NR	730	39	NR	860	1	NR	990	0	NR
475	108	NR	605	978	NR	735	33	NR	865	1	NR	995	0	NR
480	90	NR	610	947	NR	740	28	NR	870	1	NR	1000	0	NR
485	92	NR	615	900	NR	745	24	NR	875	1	NR			

Summary

$R_f = 75.5$
 $R_g = 93.6$
 $CIE R_a = 71.7$
 $R_g = -35.3$

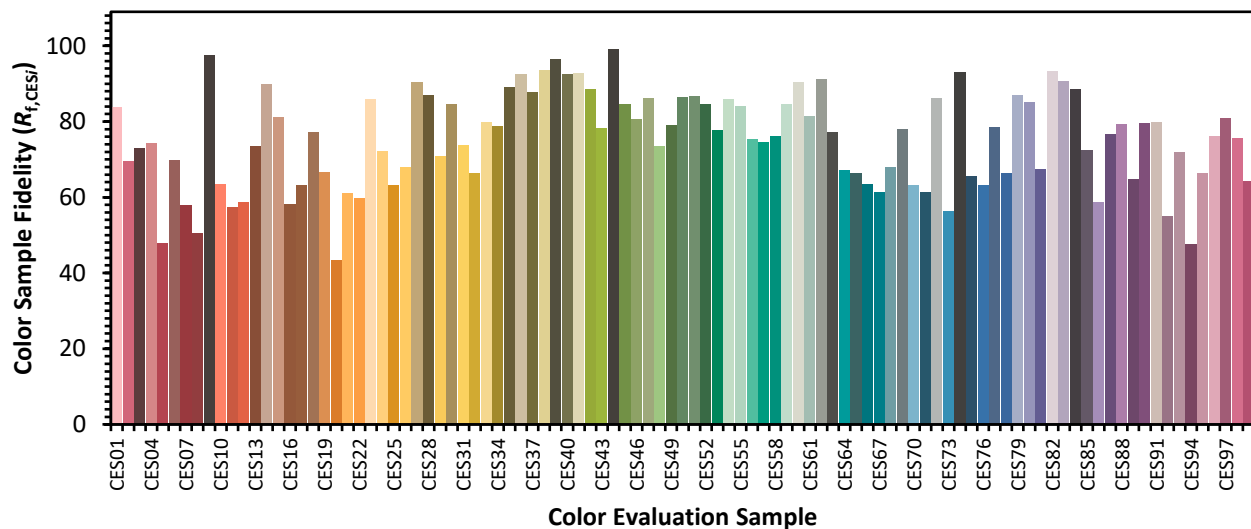


Color Vector Graphics

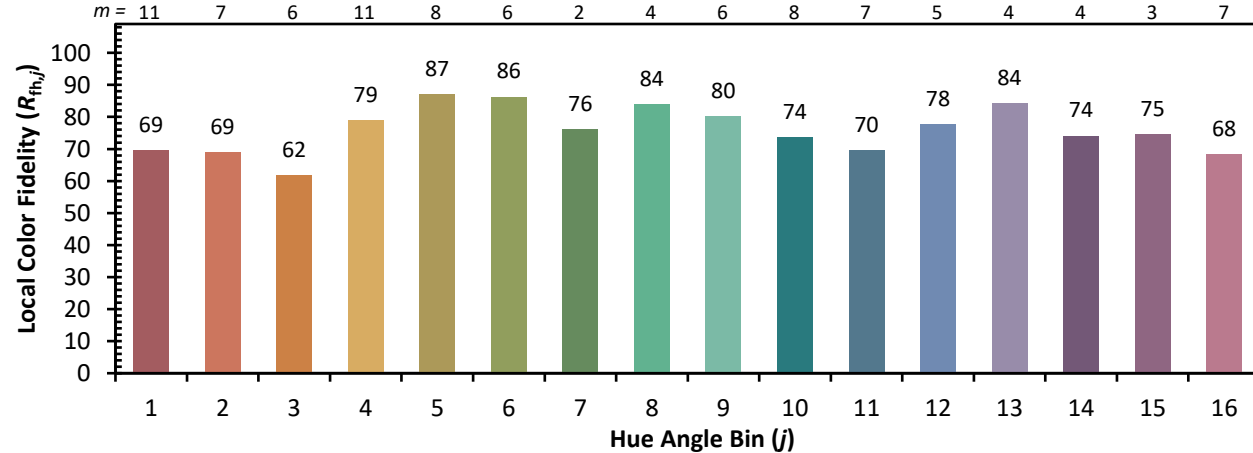


Individual Sample Fidelity Index ($R_{f,i}$)

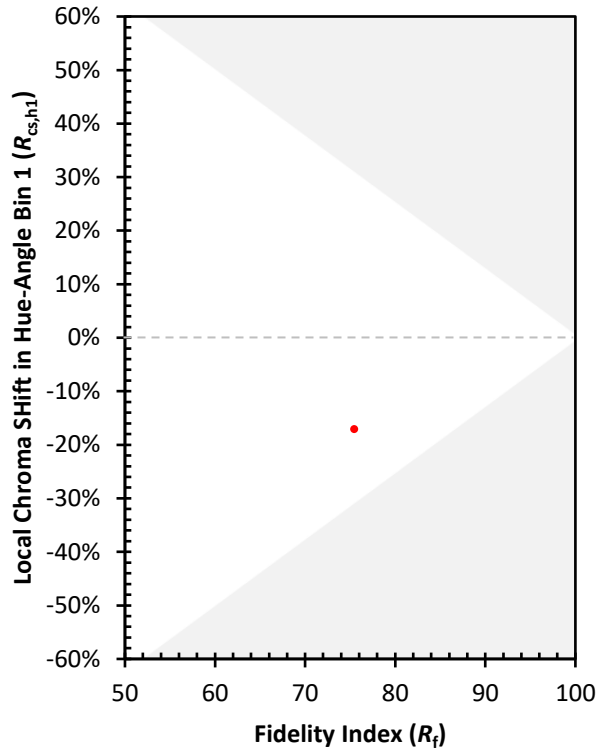
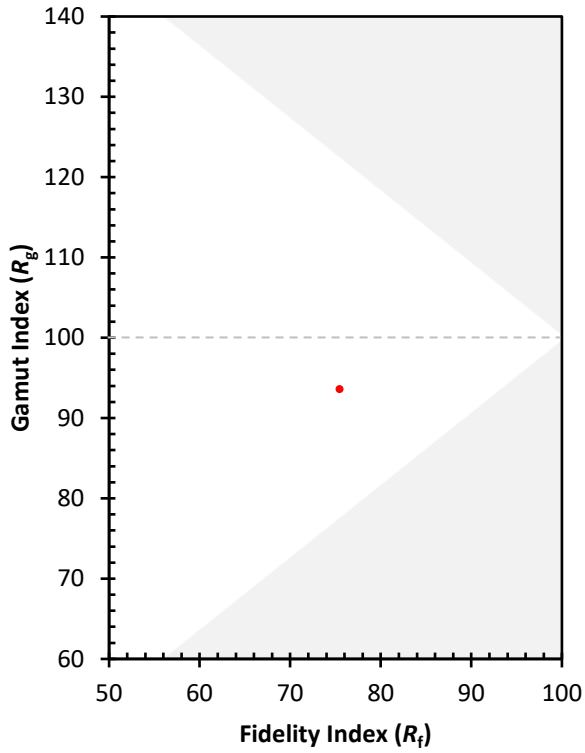
CES01 = 86	CES26 = 68	CES51 = 87	CES76 = 63
CES02 = 63	CES27 = 90	CES52 = 85	CES77 = 79
CES03 = 31	CES28 = 87	CES53 = 78	CES78 = 66
CES04 = 71	CES29 = 71	CES54 = 86	CES79 = 87
CES05 = 50	CES30 = 85	CES55 = 84	CES80 = 85
CES06 = 52	CES31 = 74	CES56 = 75	CES81 = 67
CES07 = 42	CES32 = 66	CES57 = 75	CES82 = 93
CES08 = 41	CES33 = 80	CES58 = 76	CES83 = 91
CES09 = 29	CES34 = 79	CES59 = 85	CES84 = 89
CES10 = 77	CES35 = 89	CES60 = 90	CES85 = 72
CES11 = 60	CES36 = 93	CES61 = 81	CES86 = 59
CES12 = 66	CES37 = 88	CES62 = 91	CES87 = 77
CES13 = 43	CES38 = 93	CES63 = 77	CES88 = 79
CES14 = 74	CES39 = 97	CES64 = 67	CES89 = 65
CES15 = 72	CES40 = 93	CES65 = 66	CES90 = 80
CES16 = 48	CES41 = 93	CES66 = 63	CES91 = 80
CES17 = 51	CES42 = 89	CES67 = 61	CES92 = 55
CES18 = 57	CES43 = 78	CES68 = 68	CES93 = 72
CES19 = 73	CES44 = 99	CES69 = 78	CES94 = 48
CES20 = 67	CES45 = 85	CES70 = 63	CES95 = 66
CES21 = 88	CES46 = 81	CES71 = 61	CES96 = 76
CES22 = 80	CES47 = 86	CES72 = 86	CES97 = 81
CES23 = 92	CES48 = 74	CES73 = 56	CES98 = 76
CES24 = 91	CES49 = 79	CES74 = 93	CES99 = 64
CES25 = 73	CES50 = 86	CES75 = 66	



Color Rendition by Hue-Angle Bin



Measure Comparisons



(END OF REPORT)